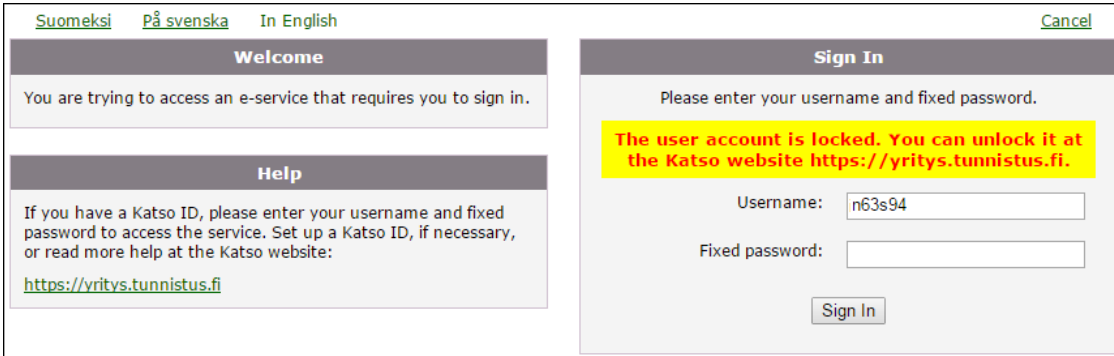


Unlocking a Katso ID when the account gets locked

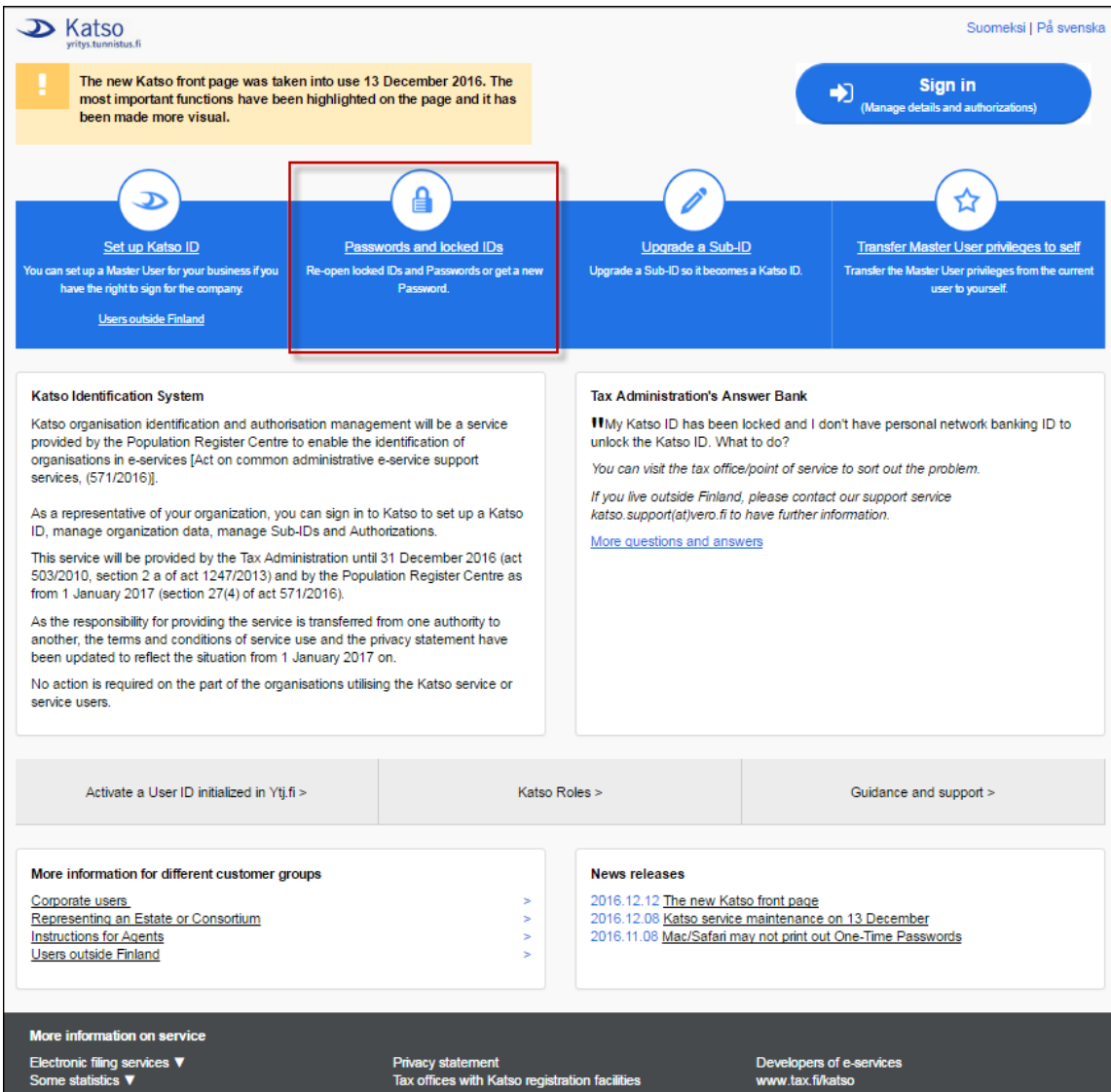
The security feature locks up your ID if you try signing in with a wrong password five times, or if you haven't used the ID at all in 15 months. A message appears when you attempt login:



The screenshot shows two side-by-side panels. The left panel is titled 'Welcome' and contains a message: 'You are trying to access an e-service that requires you to sign in.' Below this is a 'Help' section with instructions: 'If you have a Katso ID, please enter your username and fixed password to access the service. Set up a Katso ID, if necessary, or read more help at the Katso website: <https://yrittys.tunnistus.fi>' The right panel is titled 'Sign In' and contains the message: 'Please enter your username and fixed password.' Below this is a yellow warning box: 'The user account is locked. You can unlock it at the Katso website <https://yrittys.tunnistus.fi>.' There are input fields for 'Username:' (containing 'n63s94') and 'Fixed password:'. A 'Sign In' button is at the bottom.

To unlock the Katso ID when the account is locked, go to <https://yrittys.tunnistus.fi>. Have your personal e-banking identifiers or microchip identity card ready and click the **Passwords and locked IDs** hyperlink.

(If you are a Katso Sub-ID user, the Master User or Parallel Master User has the privileges necessary for unlocking your locked Sub-ID.)




The screenshot shows the Katso home page. At the top left is the Katso logo and 'yrittys.tunnistus.fi'. At the top right are language options 'Suomeksi | På svenska'. A yellow notification box says: 'The new Katso front page was taken into use 13 December 2016. The most important functions have been highlighted on the page and it has been made more visual.' A blue 'Sign in' button is on the right. Below are four main navigation cards: 'Set up Katso ID', 'Passwords and locked IDs' (highlighted with a red box), 'Upgrade a Sub-ID', and 'Transfer Master User privileges to self'. Below these are two informational sections: 'Katso Identification System' and 'Tax Administration's Answer Bank'. At the bottom are links for 'Activate a User ID initialized in Ytj.fi >', 'Katso Roles >', and 'Guidance and support >'. There are also sections for 'More information for different customer groups' and 'News releases'. The footer contains 'More information on service', 'Electronic filing services', 'Some statistics', 'Privacy statement', 'Tax offices with Katso registration facilities', and 'Developers of e-services www.tax.fi/katso'.

Katso ID data - Instructions (1/2)

Use this window to sign in to unlock a locked Katso ID or to make a forgotten Katso ID available.














[Next >](#) [Cancel](#)

Click **Next**.

 e-Identification


You are identifying yourself to the service
Katso Service

Select identification method

 Certificate card	 Mobile certificate	 OP Bank Group	 Nordea
 Danske Bank	 Handelsbanken	 Ålandsbanken	 S-pankki
 Aktia	 POP Pankki	 Säästöpankki	 Oma Säästöpankki
 Katso OTP			

[← BACK TO SERVICE](#)

i The Suomi.fi e-Identification offers a new user interface. You can now recognise all Suomi.fi services from the Suomi.fi flag symbol. Suomi.fi e-Identification is a shared identification service for public administration e-services. It will make identification secure and easy. You can use the identification method of your preference.

 e-Identification

[Information about Suomi.fi-identification](#) [Give feedback](#)
[Privacy statement](#) [Report an error](#)

Click the bank icon matching your personal e-banking ID or click the Microchip ID Card icon. Follow the instructions that appear in the login windows.

After you have signed in securely, you will see a "Katso ID has now been unlocked" message.

Katso ID data - Passwords (2/2)

- Katso ID has now been unlocked.*

Use this feature to change the Password or to print out a new List of One-Time Passwords. Password length is 8 to 1024 characters. They must contain UPPERCASE letters, lowercase letters, and numbers. They may contain special characters. Avoid writing down Passwords. If you have to write them down, keep them in a separate place.

Identifier

User ID	n63s94
State of the ID	Active

Holder information

First name	Oiva
Last name	Ohje
Personal identity number	300835+980E
Default language	Finnish

Contact information

E-mail	oiva.ohje@ohje.fi
Cellular (mobile) phone	

Change the Fixed Password

New Password	<input type="text"/>	
Retype Password	<input type="text"/>	<input type="button" value="Change"/>

List of One-Time Passwords

Number of Passwords	<input type="text" value="40"/> ▼	Print...
---------------------	-----------------------------------	--------------------------

Now continue your Katso session or Sign Out.