


## Setting up a Katso ID (Non-Finnish users)

Set up a Katso ID at <https://yritys.tunnistus.fi/eidm2/wf/register/person>. To set up the ID you must have a valid passport.



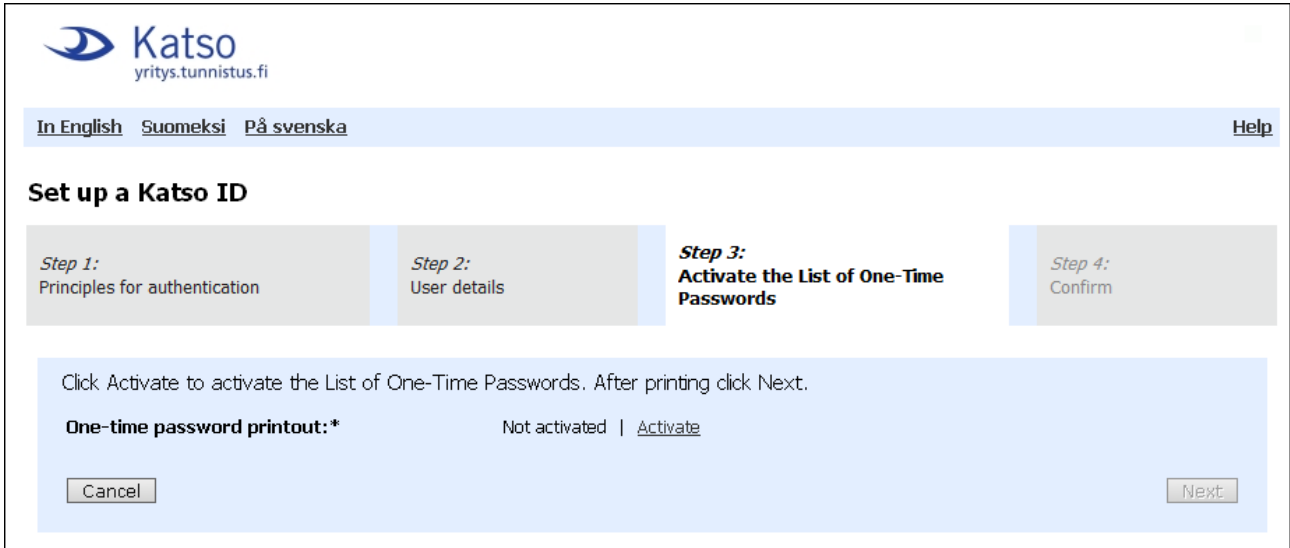
The screenshot shows the Katso ID setup interface. At the top left is the Katso logo and the URL yritys.tunnistus.fi. Below the logo is a language selection bar with options for 'In English', 'Suomeksi', and 'På svenska', and a 'Help' link on the right. The main heading is 'Set up a Katso ID'. Below this is a progress indicator with four steps: 'Step 1: Principles for authentication' (highlighted in blue), 'Step 2: User details', 'Step 3: Activate the List of One-Time Passwords', and 'Step 4: Confirm'. The main content area contains the text 'Read and accept the principles for authentication.' followed by the statement 'I accept the principles for authentication:\*' with a checked checkbox. At the bottom are 'Cancel' and 'Next' buttons.

Read and accept the principles of authentication. Click Next.



The screenshot shows the Katso ID setup interface at Step 2: User details. The progress indicator now highlights 'Step 2: User details' in blue. The main content area contains the text 'Please input your details. Mandatory fields are marked with an asterisk.' followed by a form with the following fields: 'First name: \*' with the value 'Ditte', 'Last name: \*' with the value 'Danish', 'Email address: \*' with the value 'ditte.danish@mail.xx', 'Phone:' with the value '+451234567890', 'Country of your passport: \*' with a dropdown menu showing 'Denmark', and 'Passport number: \*' with the value '23456789'. At the bottom are 'Cancel' and 'Next' buttons.

Enter your details. Enter your mobile phone number to make it easier to manage your ID if you need to contact Katso support (e.g. if you have forgotten your fixed Katso ID password or you have run out of One-time passwords).



**Katso**  
yritys.tunnistus.fi

[In English](#) [Suomeksi](#) [På svenska](#) [Help](#)

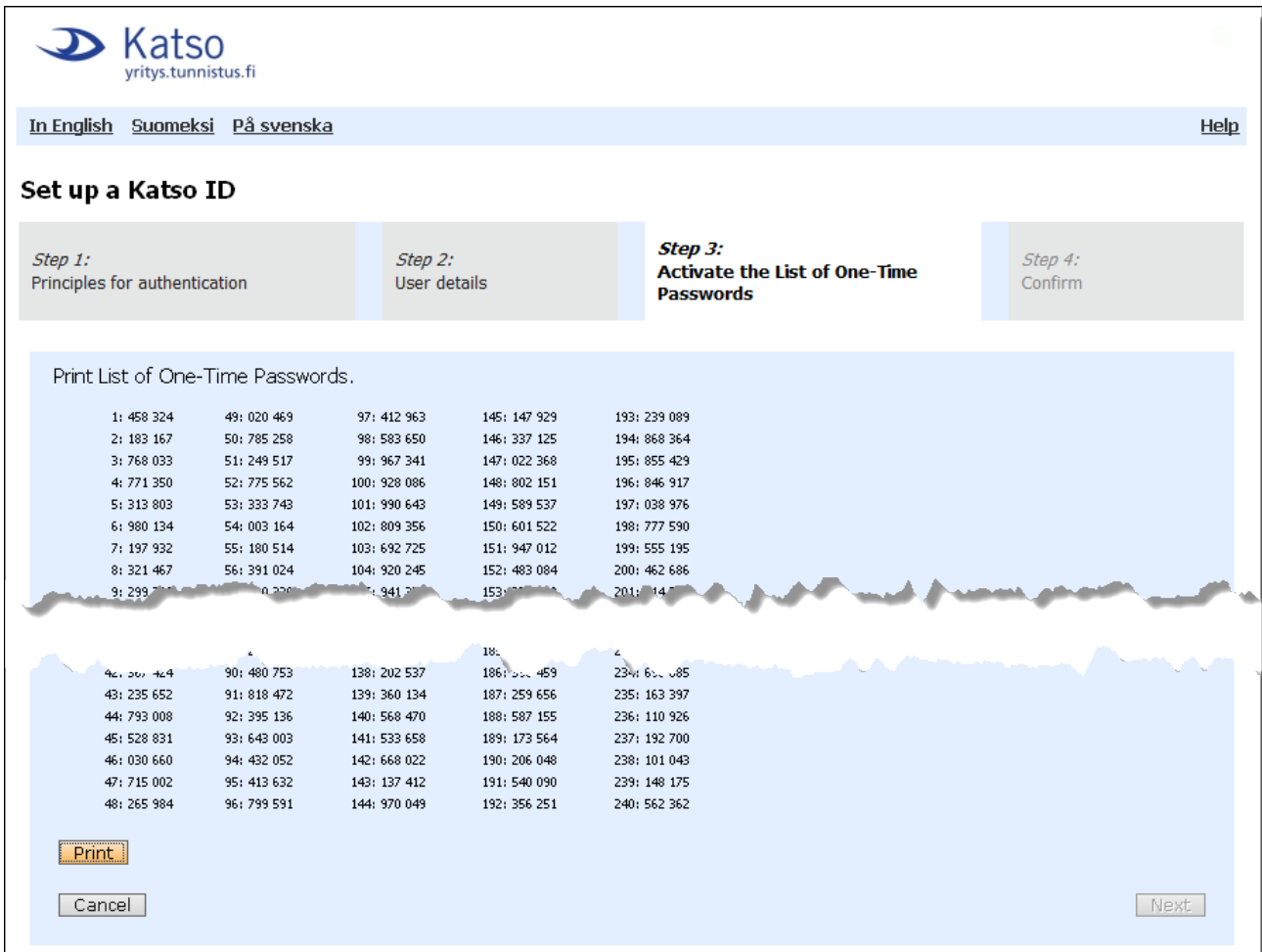
### Set up a Katso ID

*Step 1:* Principles for authentication | *Step 2:* User details | ***Step 3:* Activate the List of One-Time Passwords** | *Step 4:* Confirm

Click Activate to activate the List of One-Time Passwords. After printing click Next.

**One-time password printout:\*** Not activated | [Activate](#)

Click Activate to activate the List of one-time passwords. The list is then displayed.



**Katso**  
yritys.tunnistus.fi

[In English](#) [Suomeksi](#) [På svenska](#) [Help](#)

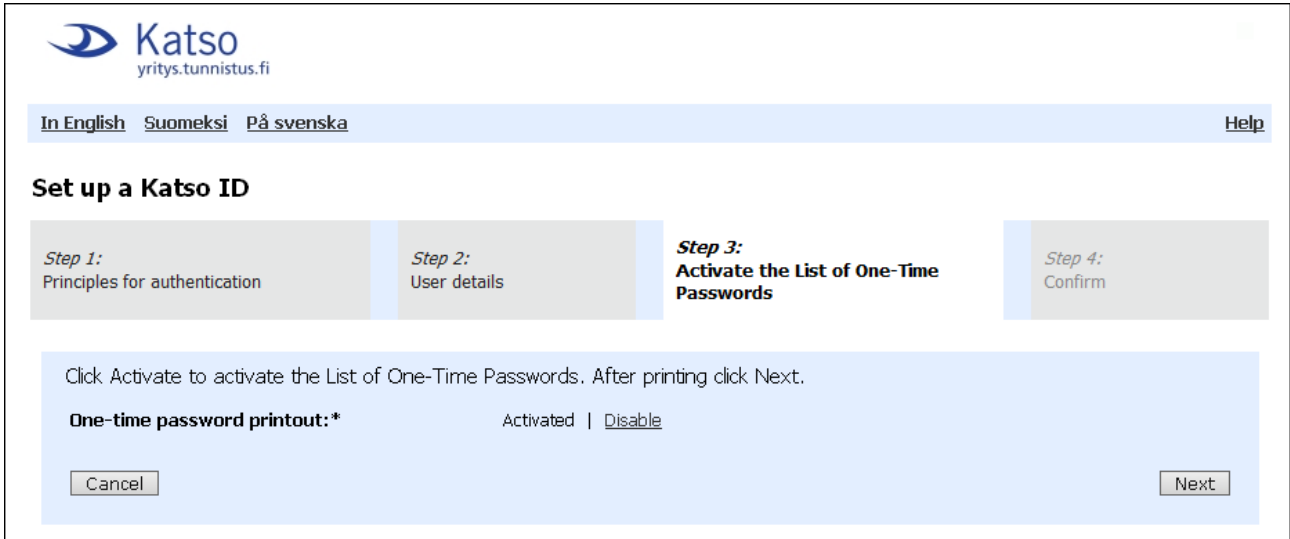
### Set up a Katso ID

*Step 1:* Principles for authentication | *Step 2:* User details | ***Step 3:* Activate the List of One-Time Passwords** | *Step 4:* Confirm

Print List of One-Time Passwords.

1: 458 324	49: 020 469	97: 412 963	145: 147 929	193: 239 089
2: 183 167	50: 785 258	98: 583 650	146: 337 125	194: 868 364
3: 768 033	51: 249 517	99: 967 341	147: 022 368	195: 855 429
4: 771 350	52: 775 562	100: 928 086	148: 802 151	196: 846 917
5: 313 803	53: 333 743	101: 990 643	149: 589 537	197: 038 976
6: 980 134	54: 003 164	102: 809 356	150: 601 522	198: 777 590
7: 197 932	55: 180 514	103: 692 725	151: 947 012	199: 555 195
8: 321 467	56: 391 024	104: 920 245	152: 483 084	200: 462 686
9: 299 700	57: 000 220	105: 941 200	153: 000 000	201: 000 000
10: 000 000	58: 000 000	106: 000 000	154: 000 000	202: 000 000
11: 000 000	59: 000 000	107: 000 000	155: 000 000	203: 000 000
12: 000 000	60: 000 000	108: 000 000	156: 000 000	204: 000 000
13: 000 000	61: 000 000	109: 000 000	157: 000 000	205: 000 000
14: 000 000	62: 000 000	110: 000 000	158: 000 000	206: 000 000
15: 000 000	63: 000 000	111: 000 000	159: 000 000	207: 000 000
16: 000 000	64: 000 000	112: 000 000	160: 000 000	208: 000 000
17: 000 000	65: 000 000	113: 000 000	161: 000 000	209: 000 000
18: 000 000	66: 000 000	114: 000 000	162: 000 000	210: 000 000
19: 000 000	67: 000 000	115: 000 000	163: 000 000	211: 000 000
20: 000 000	68: 000 000	116: 000 000	164: 000 000	212: 000 000
21: 000 000	69: 000 000	117: 000 000	165: 000 000	213: 000 000
22: 000 000	70: 000 000	118: 000 000	166: 000 000	214: 000 000
23: 000 000	71: 000 000	119: 000 000	167: 000 000	215: 000 000
24: 000 000	72: 000 000	120: 000 000	168: 000 000	216: 000 000
25: 000 000	73: 000 000	121: 000 000	169: 000 000	217: 000 000
26: 000 000	74: 000 000	122: 000 000	170: 000 000	218: 000 000
27: 000 000	75: 000 000	123: 000 000	171: 000 000	219: 000 000
28: 000 000	76: 000 000	124: 000 000	172: 000 000	220: 000 000
29: 000 000	77: 000 000	125: 000 000	173: 000 000	221: 000 000
30: 000 000	78: 000 000	126: 000 000	174: 000 000	222: 000 000
31: 000 000	79: 000 000	127: 000 000	175: 000 000	223: 000 000
32: 000 000	80: 000 000	128: 000 000	176: 000 000	224: 000 000
33: 000 000	81: 000 000	129: 000 000	177: 000 000	225: 000 000
34: 000 000	82: 000 000	130: 000 000	178: 000 000	226: 000 000
35: 000 000	83: 000 000	131: 000 000	179: 000 000	227: 000 000
36: 000 000	84: 000 000	132: 000 000	180: 000 000	228: 000 000
37: 000 000	85: 000 000	133: 000 000	181: 000 000	229: 000 000
38: 000 000	86: 000 000	134: 000 000	182: 000 000	230: 000 000
39: 000 000	87: 000 000	135: 000 000	183: 000 000	231: 000 000
40: 000 000	88: 000 000	136: 000 000	184: 000 000	232: 000 000
41: 000 000	89: 000 000	137: 000 000	185: 000 000	233: 000 000
42: 000 000	90: 480 753	138: 202 537	186: 000 459	234: 600 085
43: 235 652	91: 818 472	139: 360 134	187: 259 656	235: 163 397
44: 793 008	92: 395 136	140: 568 470	188: 587 155	236: 110 926
45: 528 831	93: 643 003	141: 533 658	189: 173 564	237: 192 700
46: 030 660	94: 432 052	142: 668 022	190: 206 048	238: 101 043
47: 715 002	95: 413 632	143: 137 412	191: 540 090	239: 148 175
48: 265 984	96: 799 591	144: 970 049	192: 356 251	240: 562 362

Click Print to print out the List of one-time passwords. (Use the clipboard to copy the list if you do not have a printer. Click Print after copying and then Next. Click Cancel in the printout view.)



**Katso**  
yritys.tunnistus.fi

[In English](#) [Suomeksi](#) [På svenska](#) [Help](#)

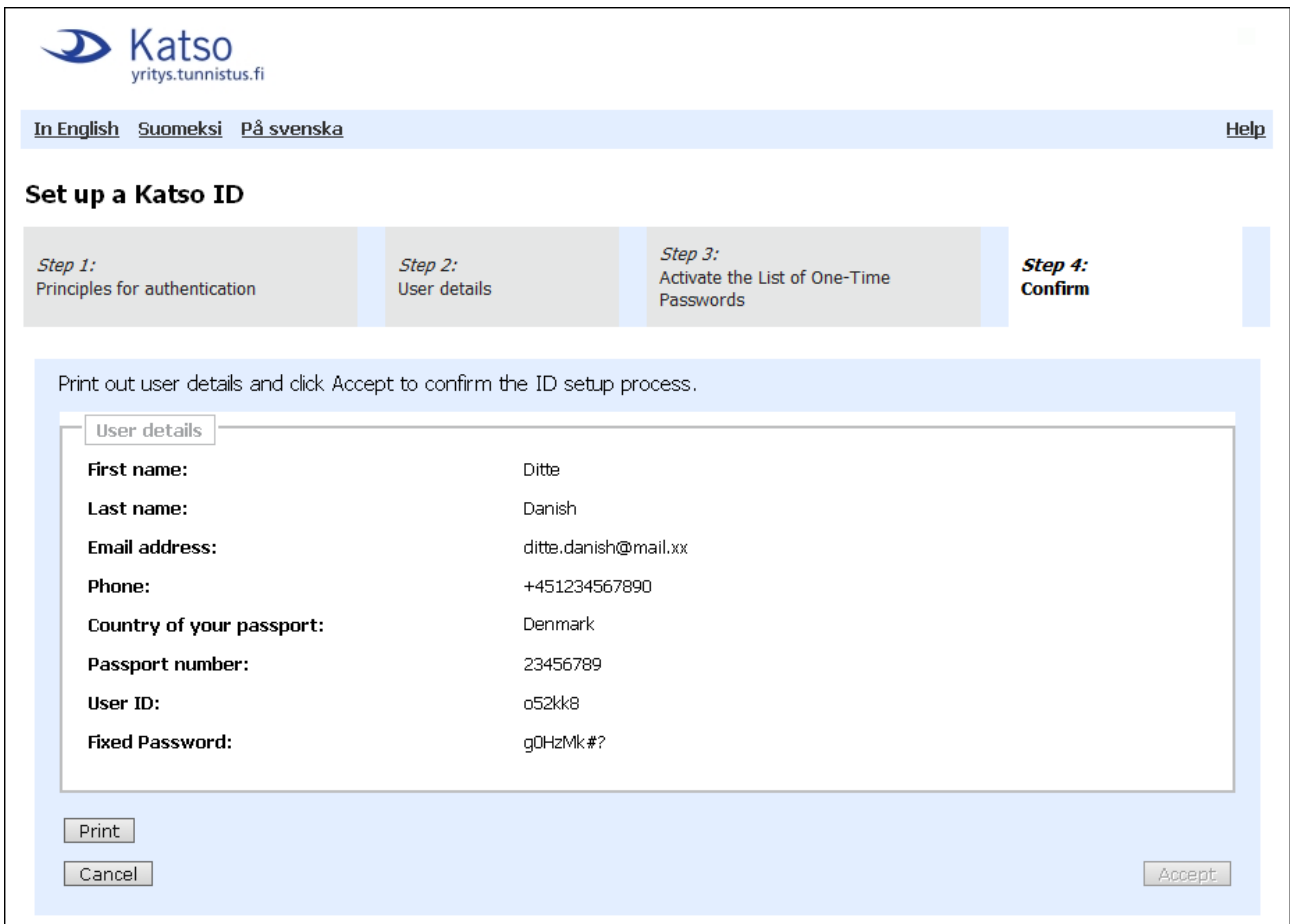
### Set up a Katso ID

*Step 1:* Principles for authentication | *Step 2:* User details | ***Step 3:* Activate the List of One-Time Passwords** | *Step 4:* Confirm

Click Activate to activate the List of One-Time Passwords. After printing click Next.

**One-time password printout:\***      Activated | [Disable](#)

The list is activated after the printout of One-time passwords. Click Next.



**Katso**  
yritys.tunnistus.fi

[In English](#) [Suomeksi](#) [På svenska](#) [Help](#)

### Set up a Katso ID

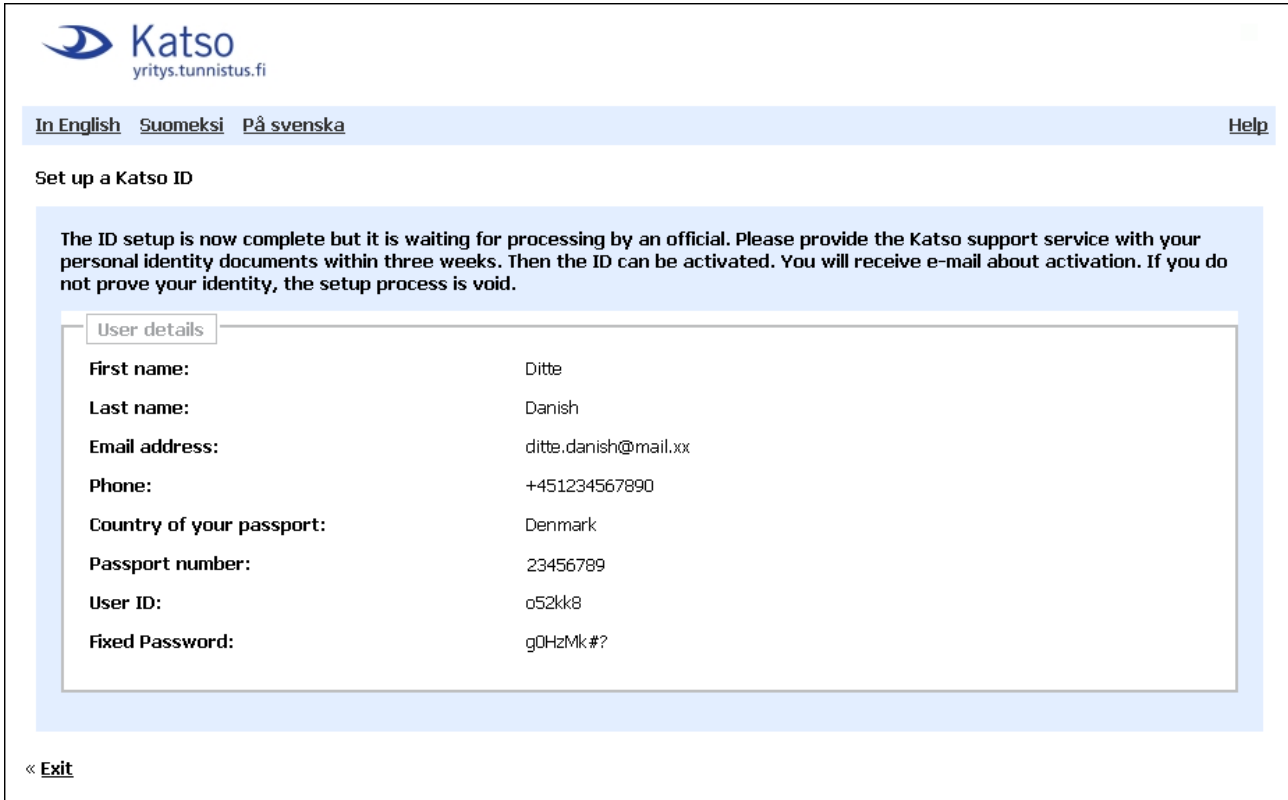
*Step 1:* Principles for authentication | *Step 2:* User details | *Step 3:* Activate the List of One-Time Passwords | ***Step 4:* Confirm**

Print out user details and click Accept to confirm the ID setup process.

**User details**

<b>First name:</b>	Ditte
<b>Last name:</b>	Danish
<b>Email address:</b>	ditte.danish@mail.xx
<b>Phone:</b>	+451234567890
<b>Country of your passport:</b>	Denmark
<b>Passport number:</b>	23456789
<b>User ID:</b>	o52kk8
<b>Fixed Password:</b>	g0HzMk:#?

Click Print to print out your user details and click Accept to confirm the ID setup process.



The screenshot shows the Katso user setup interface. At the top, there is a navigation bar with language options: "In English", "Suomeksi", and "På svenska", along with a "Help" link. Below this, the heading "Set up a Katso ID" is displayed. A light blue box contains a message: "The ID setup is now complete but it is waiting for processing by an official. Please provide the Katso support service with your personal identity documents within three weeks. Then the ID can be activated. You will receive e-mail about activation. If you do not prove your identity, the setup process is void." Below the message is a "User details" section with a table of user information. At the bottom left of the page, there is a link labeled "« Exit".

**Set up a Katso ID**

The ID setup is now complete but it is waiting for processing by an official. Please provide the Katso support service with your personal identity documents within three weeks. Then the ID can be activated. You will receive e-mail about activation. If you do not prove your identity, the setup process is void.

User details	
First name:	Ditte
Last name:	Danish
Email address:	ditte.danish@mail.xx
Phone:	+451234567890
Country of your passport:	Denmark
Passport number:	23456789
User ID:	o52kk8
Fixed Password:	g0HzMk#?

« [Exit](#)

The ID setup is complete but is waiting for processing by an official. To prove your identity you must provide the Katso support service with a copy of your passport, notarised by the notary public, within three weeks. Then the ID can be activated.

Savo-Karjalan yritysveroimisto  
Katso Support  
PO Box 1094  
FI-70111 Kuopio  
FINLAND

You will receive an e-mail message about the activation.